

Gender in language education

Workbook

Your reflective journal
and additional resources



Foreword

Welcome to the workbook for Gender in language education. Thank you for downloading it to continue your professional development with TeachingEnglish training.

In this workbook, you'll find learning resources, reflection prompts and practical support to apply new ideas from Gender in language education:

In this course, you'll learn to recognise different kinds of gender bias and stereotypes, some of the barriers learners face in gender equality and equity, and how to help overcome them in your context.

You can use this workbook to develop your skills at any time, whether you're enrolled on the course or not. This workbook supports learning with colleagues, connecting with educators online, or working independently.

We're looking forward to learning with you.

The TeachingEnglish training team

Contents

Foreword and contents	2
What are TeachingEnglish training courses?	3
How can you develop your teaching knowledge and skills?	4
Module one: Gender representation in teaching materials	5
Module two: Understanding gender equality in teaching practice	7
Module three: Working with gender equality in education	9
Action plan: What are you going to change?	11
Reflect: What have you learned from making a change?	12
What can you do next?	13

What are TeachingEnglish training courses?

TeachingEnglish training courses for teachers offer self-study modules, live events, resources and discussions with over 85,000 teachers in our Courses for teachers Facebook community – and this self-study workbook. Get practical support and advice from course tutors and other teachers as you try out new ideas in your classroom.

Self-study modules

Each online course takes around 12 hours to complete and includes:

- an introductory Getting started module
- three core modules exploring a different aspect of teaching
- downloadable resource documents for each module, containing extra materials and links
- a certificate of achievement on successful completion of all modules.



You can revisit activities as many times as you like before the course ends. Find out more about our free self-study modules, what they cover, when they're available and how to enrol.

Courses for teachers community

Get the support you need to apply course ideas in your classroom in our supportive Facebook community. Learn with course tutors and other educators following our courses, access extra learning resources, join live events and participate in discussions.

Live events

Attend live events led by course tutors and expert educators, or watch the recordings in our Facebook group or YouTube. These sessions offer teaching ideas and a chance to ask questions and share your own insights.

Workbook

Use this workbook to record key course content, questions for the community, links to resources and ideas from extra materials or live events. You can save it online, print it or do both.

How can you develop your teaching knowledge and skills?

This workbook provides guidance and prompts to help you reflect on your teaching, identify useful changes, plan how to apply them and learn from the process. We hope you'll use this reflective cycle as part of your ongoing professional development.

Using this reflective cycle during your course will help you learn from experience and improve your teaching. It can deepen your learning by guiding you to apply new ideas, assess their impact and adjust your approach. Use it after lessons, when trying new strategies or when facing challenges. By making reflection a habit, you'll continue to grow as a practitioner and better support your learners.



Gibbs' Reflective Cycle

Use the following questions to guide you through the reflective cycle as you apply your learning from the course.

Description	What did I expect to happen? What actually happened? What was the result?	Description
Feeling	How did I feel before, during and after? How did my learners feel about what happened?	Feeling
Evaluation	What went well and what didn't? How do I know what worked or didn't work?	Evaluation
Analysis	Why did things turn out this way? What could help me understand the situation better?	Analysis
Conclusion	What did I learn? What could I have done differently? What skills or knowledge do I need to improve?	Conclusion
Action plan	What will I do next time? What support or resources will I need? When will I take action?	Action plan

Module one: Gender representation in teaching materials

Overview

The aim of this module is to introduce you to the different kinds of gender bias and stereotypes which exist in language education as well as help you to recognise and evaluate these issues so that you can respond to them effectively in the classroom.

Can you now ...?

- describe the difference between sex and gender?
- explain the meanings of gender bias and gender stereotypes?
- explain how gender stereotyping in textbooks can affect people?
- evaluate the gender representations, gender bias and language in textbooks?
- use a framework to analyse gender balance and representation in textbooks?
- respond to gender bias and gender stereotypes in textbooks?

Show how confident you feel now about recognising and responding to gender representation in teaching materials by putting a mark on the cline. You can return to these objectives and move your mark as you learn and make changes to your teaching.

Not confident

Very confident

Consider gender representation in teaching materials. What happens where you teach? How does that affect you and your learners? How do you feel about it?

What would you like to happen? How can you recognise and respond to gender bias in your classroom? What skills or knowledge might you need?

Further reading, teaching and learning resources

You can access the following resources at any time, whether the course and self-study modules are open or not.

Time (mins)	Type	Resource description (tap/click to open)
3	Watch	Video: Empowering girls to study STEM
10	Read	Article: Children's books that challenge gender stereotypes
10	Read	Article: Five ways to challenge implicit bias
10	Use	Lesson plan (60 minutes): Women in science
15	Read	Article: Questions to ask yourself about gender equality
15	Use	Lesson plan (60 minutes): Gender stereotypes
15	Use	Lesson plan (90 minutes): Women and girls in science
20	Read	Article: Gender representation in international textbooks
30	Listen	Podcast: How can I make my teaching gender fair?
60	Watch	Webinar: How to embed gender-related topics in the classroom
180	Use	Activities (15-60 mins): The storytelling handbook

At TeachingEnglish, we're constantly updating and adding to the selection of free articles, publications, lesson plans, live sessions and webinars available for teachers. Check our TeachingEnglish website and TeachingEnglish YouTube for the latest resources.

Use this space to note teaching ideas that may help you with gender representation in teaching materials.

Remember, you can get new teaching ideas from the self-study modules, further reading, teaching and learning resources, live events or the Courses for teachers community.

Module two: Understanding gender equality in teaching practice

Overview

The aim of this module is to break down common assumptions about the differences between gender in education, so that you can help all of your learners achieve success. You will describe the differences between the way boys and girls learn, identify when gender bias results from using gender labels as well as decide whether to organise seating arrangements according to gender.

Can you now ...?

- describe the differences between the way boys and girls learn?
- outline some of the challenges for educating both girls and boys?
- analyse teacher–learner interactions?
- identify when gender bias results from using gender labels?
- debate whether boys and girls should be taught separately owing to learning differences?
- observe female and male roles in groupwork?
- decide whether to organise seating arrangements according to gender?

Show how confident you feel now about supporting gender equality through your teaching practice by putting a mark on the cline. You can return to these objectives and move your mark as you learn and make changes to your teaching.

Not confident

Very confident

Consider gender equality in teaching practice. What happens where you teach? How does that affect you and your learners? How do you feel about it?

What would you like to happen? How can you make your classroom more gender-fair?

Further reading, teaching and learning resources

You can access the following resources at any time, whether the course and self-study modules are open or not.

Time (mins)	Type	Resource description (tap/click to open)
10	Read	Article: An award for gender equity in ELT
15	Read	Promoting gender equality in your classroom
15	Use	Lesson plan (60 minutes): Women's achievements
20	Read	Article: Teaching gender equality
30	Listen	Podcast: How can ELT be fairer for all teachers?
30	Listen	Podcast: How can we achieve gender equity in the classroom?
60	Watch	Webinar: How climate change is affecting girls' education
60	Watch	Webinar: Picture books and social justice
60	Watch	Webinar: Using non-gendered language
180	Watch	Webinars: Gender and equity in ELT

At TeachingEnglish, we're constantly updating and adding to the selection of free articles, publications, lesson plans, live sessions and webinars available for teachers. Check our TeachingEnglish website and TeachingEnglish YouTube for the latest resources.

Use this space to note teaching ideas that may help you make your classroom more gender-fair.

Remember, you can get new teaching ideas from the self-study modules, further reading, teaching and learning resources, live events or the Courses for teachers community.

Module three: Working with gender equality in education

Overview

The aim of this module is to introduce you to some of the progress that has been made, as well as some of the barriers people face, in terms of gender equality and equity. You will discuss how language education promotes gender equality, examine initiatives to overcome gender inequalities as well as identify ways of teaching about gender equality and women's rights.

Can you now ...?

- outline barriers to gender equality in education?
- discuss how language education promotes gender equality?
- describe initiatives to overcome gender inequalities?
- identify ways of teaching about gender equality and women's rights?
- explain the purpose of Sustainable Development Goal target 4.7?
- describe the progress which is being made towards gender equality?

Show how confident you feel now teaching learners about gender equality by putting a mark on the cline. You can return to these objectives and move your mark as you learn and make changes to your teaching.

Not confident

Very confident

Consider working with gender equality in education. What happens where you teach? How does that affect you and your learners? How do you feel about it?

What would you like to happen? What practical steps can you take towards gender equality in your classroom?

Further reading, teaching and learning resources

You can access the following resources at any time, whether the course and self-study modules are open or not.

Time (mins)	Type	Resource description (tap/click to open)
3	Watch	Video: English-medium education and gender equality
10	Read	Article: An organisation that promotes equal voices in ELT
10	Use	Activity: Preventing gender bias at work
15	Use	Lesson plan (90 minutes): Gender roles in jobs
30	Listen	Podcast: Gender neutral language
30	Read	Report: Myths and realities in gender and achievement
50	Watch	Video: Education and marginalised women
60	Watch	Webinar: Gender in teacher education
60	Watch	Webinar: How Covid 19 affected gender inequality
60	Watch	Webinar: How to better represent women in ELT
60	Watch	Webinar: Making classrooms less heteronormative
70	Read	Report: Promoting gender equality in education
180	Watch	Webinars: Equality, diversity and inclusion in ELT
180	Watch	Webinars: Inclusion in the classroom

At TeachingEnglish, we're constantly updating and adding to the selection of free articles, publications, lesson plans, live sessions and webinars available for teachers. Check our TeachingEnglish website and TeachingEnglish YouTube for the latest resources.

Use this space to note teaching ideas that may help increase understanding of gender inequalities and what we can do.

Remember, you can get new teaching ideas from the self-study modules, further reading, teaching and learning resources, live events or the Courses for teachers community.

What are you going to change?

Now plan to change your teaching. Starting with a SMART goal will help you make the change and better understand the impact it makes.

A SMART goal is:

- **S**pecific (What exactly do you want to achieve?)
- **M**easurable (How will you know if it happened and the difference it made?)
- **A**chievable (Is it challenging but possible?)
- **R**elevant (Does it help you and your learners?)
- **T**imebound (When will you do it?)

Look back through this workbook and think about your learners. Choose one thing you'd like to be different about your teaching or classroom experience. Write it as a SMART goal.

Something I'd like to be different in my classroom or teaching is ...

A change I can make that will help achieve that is ...

I will need ...

Some challenges might be ...

To solve those challenges, I could ...

What have you learned from making a change?

Make the change you planned in the last section, then reflect upon it. Sharing your answers to the following questions will guide you through the reflective cycle on page four.

The change I made was ... When I made the change, my learners ...

After making the change, I felt ... My learners felt ...

Some good/bad things about the change were ... I know this because ...

I think things happened this way because ...

The main things I learned from making this change to my teaching are ...







In future I will ... I will develop the skills and knowledge I need by ...

What can you do next?

Well done, you've made it to the end of the course! We hope you've found it useful and you'll join us on another very soon.

By completing this workbook, you've also followed a reflective cycle (page four) – congratulations! You can use the reflective questions on page 12 to help you to reflect on and learn from other changes you make in your classroom. We hope you will continue to do this and share your experiences, insights and questions with other teachers in your school or community of practice (for example our Courses for teachers community).

Do you have any questions about the course contents? Share them with our Courses for teachers community and get advice and feedback from our tutors and 85,000+ members. You can also:

-  Join another free TeachingEnglish training course.
-  Connect with course tutors and 85,000+ teachers around the world in our Courses for teachers community on Facebook.
-  Explore our framework for teacher knowledge and skills for inspiration, support and materials.
-  Access TeachingEnglish webinars for teachers and teacher educators.
-  Listen to TeachingEnglish podcasts for teachers.
-  Find out what else is happening on TeachingEnglish.