

Teaching English lessons

---

# My sea creature

April 2020






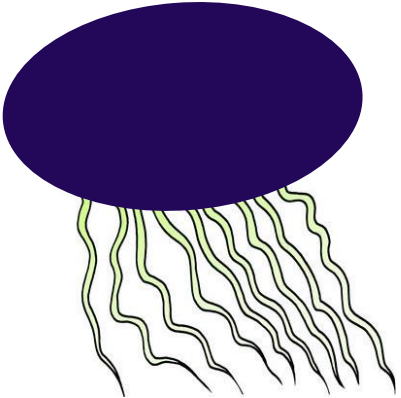



# My sea creature

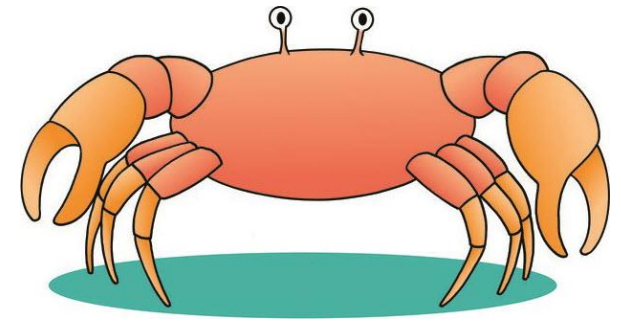
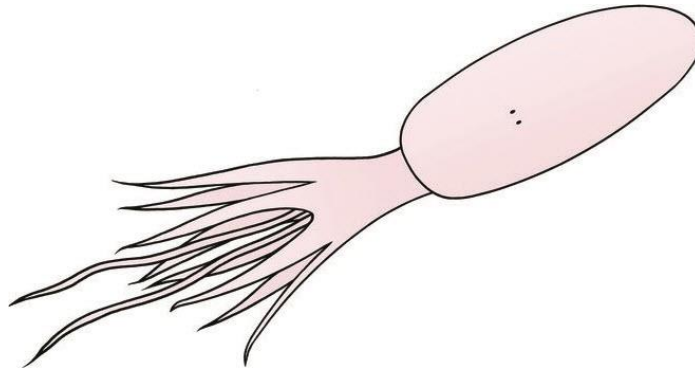




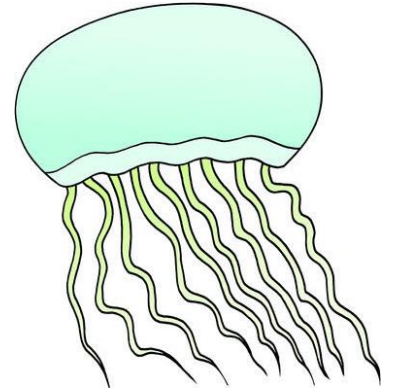
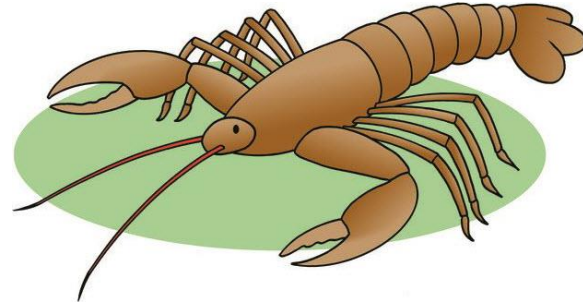




Listen to your teacher.

Put your hand up if you know what animal it is!







---

# My sea creature

The jell-octo-crab!

 What does it look like? 

# My sea creature

 Show your group your jell-octo-crab picture on your camera.

 Tell your group about your jell-octo-crab:

- It's big / yellow.
- It's got ...
- It eats ...
- It can ...



Listen to your classmates.

What's the same and what's different about your jell-octo-crabs?

# My sea creature



It's got ...

It hasn't got ...

claws      a soft body

tentacles

a shell      a tail

a blowhole

arms      a fin

It eats ...

It doesn't eat ...

plants      fish

other sea animals

humans

homework

It can ...

It can't ...

swim fast

hide      jump out of  
the water


sting


catch fish

play the guitar

# My sea creature

 Discover a new sea animal!

 What could it be? Put your hand up if you have an idea!

 Homework:  
Draw a picture and write about it.

- What's its name?
- What does it look like?
- What does it eat?
- What can it do?





TeachingEnglish lessons

---

# My sea creature

Thanks for coming!