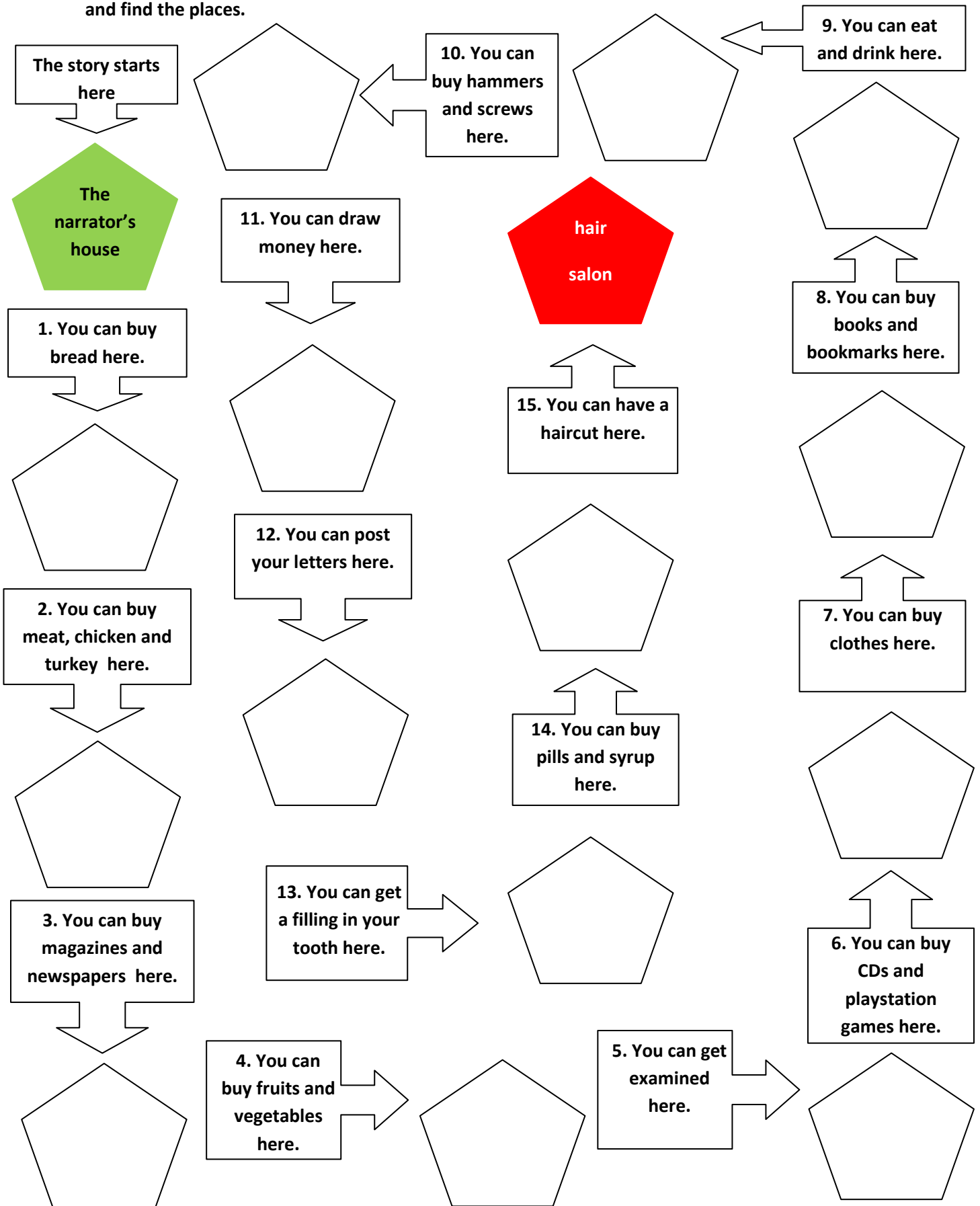


The story starts in the narrator's house and it finishes in the hair salon. What are the other possible settings in the story? Where else do you think the narrator and her mum went together? Read the clues and find the places.



The story starts here

The narrator's house

1. You can buy bread here.

2. You can buy meat, chicken and turkey here.

3. You can buy magazines and newspapers here.

4. You can buy fruits and vegetables here.

5. You can get examined here.

6. You can buy CDs and playstation games here.

7. You can buy clothes here.

8. You can buy books and bookmarks here.

9. You can eat and drink here.

10. You can buy hammers and screws here.

11. You can draw money here.

12. You can post your letters here.


13. You can get a filling in your tooth here.

14. You can buy pills and syrup here.

15. You can have a haircut here.

hair salon

What kind of a dress does Aunt Selda try on? Use your imagination and design Aunt Selda's dress. You can decorate it with pieces of cloth and buttons.




Imagine and guess...

1. What's the narrator's name? _____
2. What's the tailor's name? _____
3. What's the narrator's father's name? _____
4. What's the narrator's father's job? _____
5. What's Aunt Selda's husband's name? _____
6. What's the job of Aunt Selda's husband? _____
7. What's the name of the factory? _____
8. What's the name of the narrator's school? _____
9. What grade is the narrator in? _____
10. What's the narrator's favourite subject? _____
11. How does the narrator go to school? _____
12. In which city does the story take place? _____
13. Which city does Aunt Selda move to? _____
14. Does Aunt Selda have any children?
If yes, how many does she have?


15. Who is the narrator's best friend? _____




Read the hair styles under each face below, then, draw and colour. Decide on the colour of the hair yourself :)




1. short straight hair




2. long wavy hair




3. short curly hair




4. side plaits




5. pony tail




6. pigtails



6. bun



7. short spiky hair



8. dreadlocks

Choose one the options below and prepare for a mini presentation:

A. Take photos of people with different hair styles and prepare a slide presentation. Then show it to your friends and tell them:

- who he / she is
- what his / her name is
- what hair style he / she has



B. Cut pictures / photos of people with different hair styles out of magazines or newspapers and make an album. Then show it to your friends and tell them:

- who he / she is
- what his / her name is
- what hair style he / she has



C. Take one of your dolls and try different hair styles on it. Take some pictures and prepare a slide presentation. Then show it to your friends and tell them:

- who he / she is
- what his / her name is
- what hair style he / she has

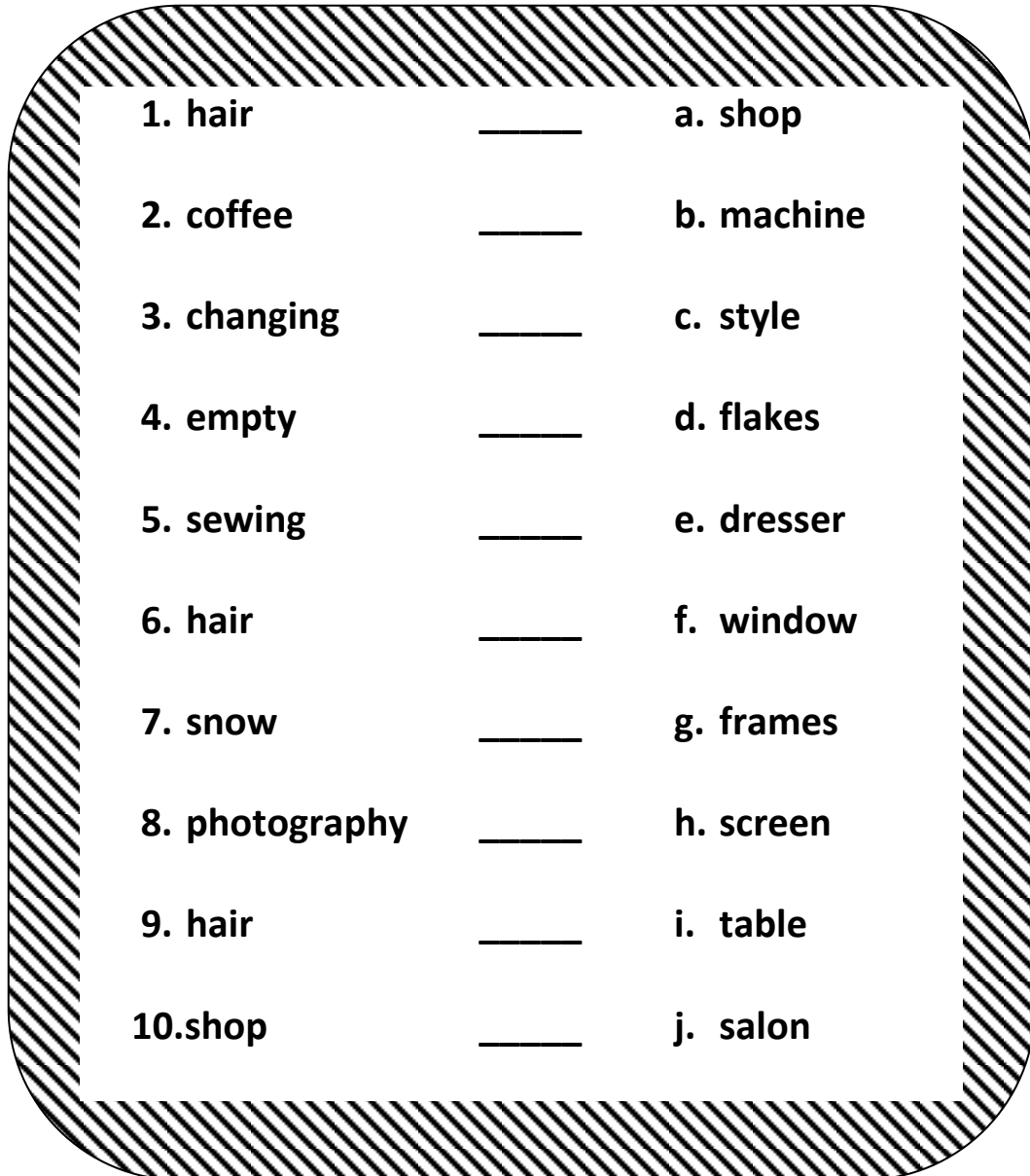


D. Look at your family album and choose photos of people with different hair styles. Then show it to your friends and tell them:

- who he / she is
- what his / her name is
- what hair style he / she has



Match and find the collocation of the words.



1. hair	_____	a. shop
2. coffee	_____	b. machine
3. changing	_____	c. style
4. empty	_____	d. flakes
5. sewing	_____	e. dresser
6. hair	_____	f. window
7. snow	_____	g. frames
8. photography	_____	h. screen
9. hair	_____	i. table
10. shop	_____	j. salon

Work with a partner. In turns, choose one of the phrases above and describe it using mimes and gestures for your partner to guess.

Answer the questions, complete the sentences or choose the best answer. You can choose more than one.

1. The weather was ...

- | | | |
|------------------|----------------|------------------|
| a. rainy | d. boiling hot | g. foggy |
| b. freezing cold | e. warm | h. stormy |
| c. snowy | f. cloudy | i. partly cloudy |

2. Where did the narrator and her mum go together?

3. The narrator didn't want to stay in the house because

.....

4. Who was at the Hair Salon?

5. What did the narrator's mum do at the hair salon?

- a. She had a haircut.
- b. She looked at the magazines.
- c. She did the fitting.
- d. She helped Aunt Selda try on her new dress.

6. Who came in when they were in the changing room?

7. Aunt Selda started to cry because

8. Did the narrator like her new hair style?

- a. Yes
- b. No
- c. Doesn't say

9. When did the narrator pass by the hair salon?

- a. An hour later
- b. The following week
- c. Last week

10. Why was the door of the hair salon open?

What did the narrator do while her mum was busy with the fitting? Tick the boxes.

<input type="checkbox"/>	1. She looked at the magazines.
<input type="checkbox"/>	2. She looked at the walls and photos.
<input type="checkbox"/>	3. She played a game on the phone.
<input type="checkbox"/>	4. She dreamed about a new hair style.
<input type="checkbox"/>	5. She looked in her pocket mirror.
<input type="checkbox"/>	6. She welcomed the customers.
<input type="checkbox"/>	7. She made the customers sit in front of the mirror.
<input type="checkbox"/>	8. She watched the children playing snowballs.
<input type="checkbox"/>	9. She watched the snow flakes.
<input type="checkbox"/>	10. She shook hands with the postman.
<input type="checkbox"/>	11. She spoke to the postman.
<input type="checkbox"/>	12. She listened to music.

Look at the sentences you ticked. Write a paragraph about what the narrator did while she was waiting for her mum.

... Aunt Selda tears the envelope open and reads it straight away. As she reads it through, her face turns yellow and her shoulders drop...



Who was the letter from?



When does a person's face turn yellow and their shoulders drop?



How did Aunt Selda feel when she read the letter?

Write the letter Aunt Selda received.



A large rectangular box with a black border, containing horizontal lines for writing. The bottom right corner of the box is folded over, creating a grey triangular shadow.

Now put the letter you wrote in an envelope and give it to another student in the class.

Read the letter you received from your friend and write a reply to it as Aunt Selda.



A large, empty rectangular box with a black border, intended for writing a reply. The bottom right corner of the box is folded over, mimicking the shape of a letter or envelope.



Now put your letter in an envelope and pass it to your partner who gave you the first letter.

Think about the statements below to make predictions about the time and place of the story. Then share and discuss with your partner.

- Aunt Selda's husband wrote a letter instead of calling her.
- Aunt Selda's husband went to the city to find a job.
- Aunt Selda didn't go to a clothes shop to buy a dress.
- The narrator went to the houses to sew clothes.

Helpful phrases:

I think the story takes place in ...

I assume that the story takes place in ...

I don't think the story takes place in ...

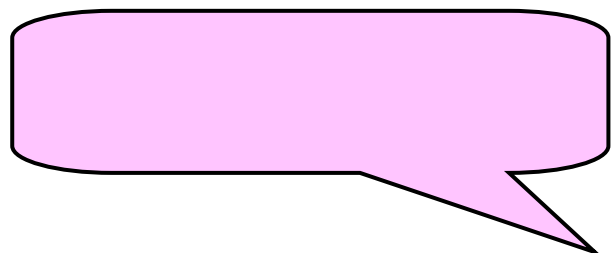
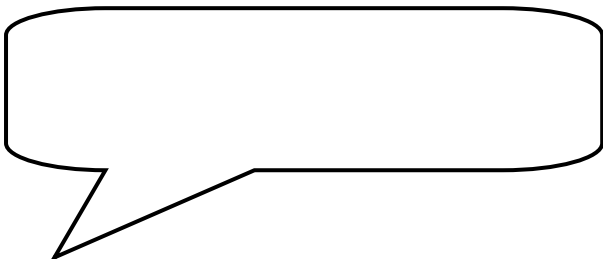
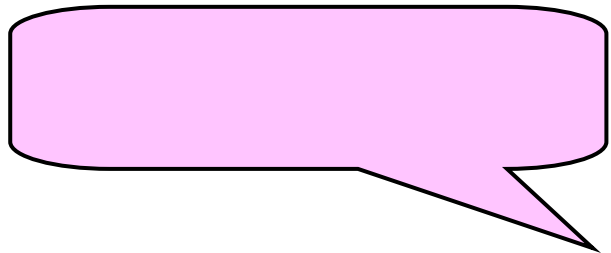
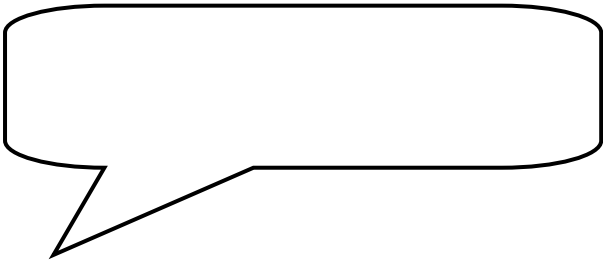
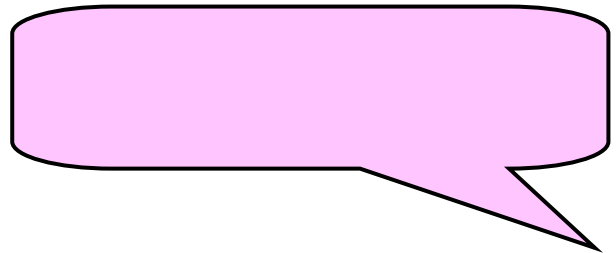
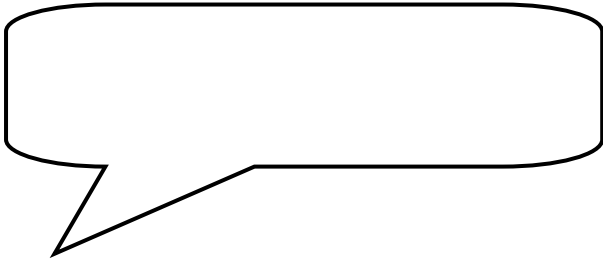
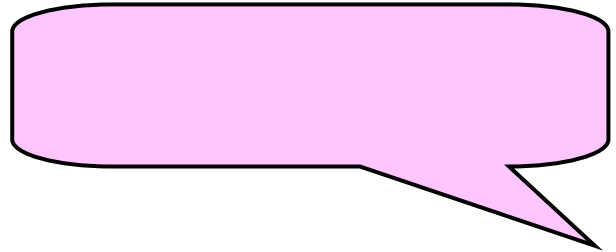
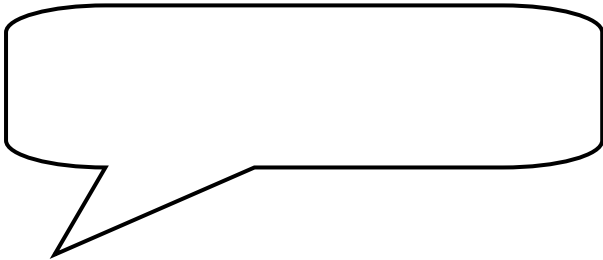
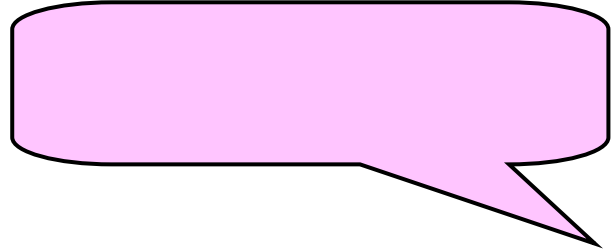
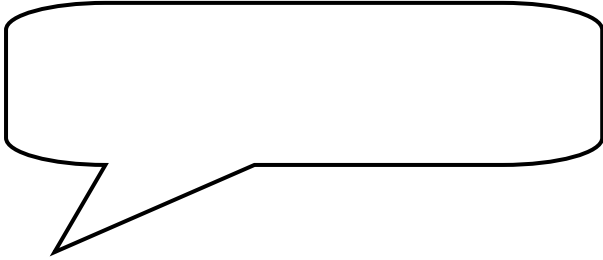
I agree with you!

I don't agree with you!


Really?

Why do you think so?

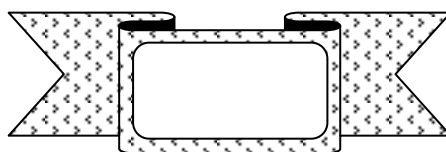
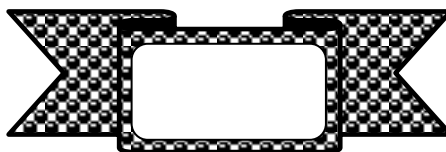
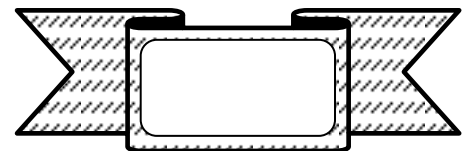
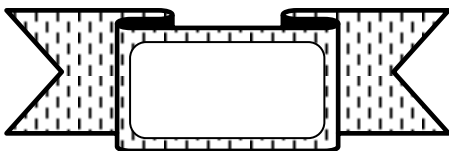
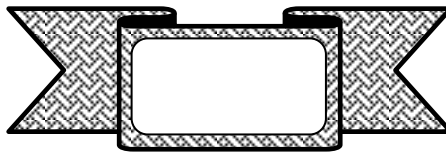
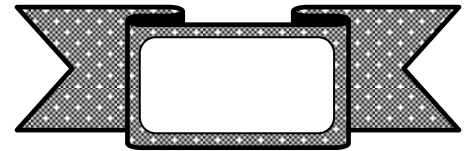

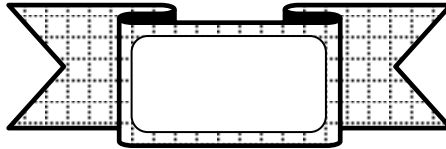

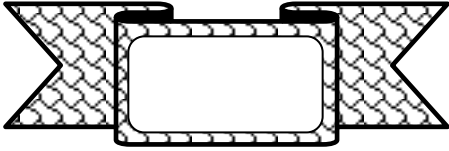
Imagine that Aunt Selda visited the narrator's mum after a couple of months. Write a dialogue between them.




What things would be different if the story took place in 2014? Imagine and write your statements.



Who are the characters in the story?



Design a sewing box.




Look at your design. Then make a sewing box and decorate it. Fill it in with some tools and label each of them.


Helpful tips:

- You can use a shoe box, a gift box, an egg carton, a wooden box or a plastic box.
- You can colour / paint the box.
- You can use stickers, buttons, pictures, threads, beads or ribbons to decorate your box.
- Use stickers or cards to label the tools.

Imagine that you are the narrator of the story. Write a stanza about the day you went to the hair salon.




Find a rap rhythm for your stanza. Then share it with your friends.



Read the part of the story below and draw a cartoon of the scene. Put callouts for some characters and fill them in.

... Sewing days are like women's parties. Rice with chickpeas is cooked for lunch and Turkish gözleme is served with tea. Time flows smoothly; neighbourhood gossip...laughter...I sit in a corner and play with the kids of the house. We make puppets from the fabric cut-offs. We invent our own games...I love those days!...



Choose six scenes from the story. Draw /colour them to make coasters. Write a caption for each coaster.

SEWING DAY
by Sevim Ak



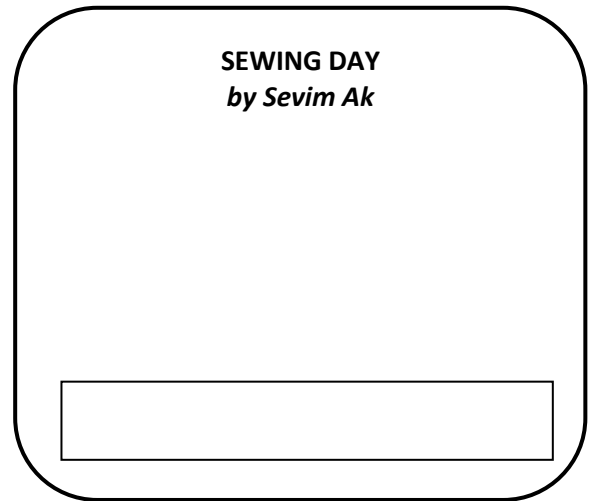
SEWING DAY
by Sevim Ak




SEWING DAY
by Sevim Ak



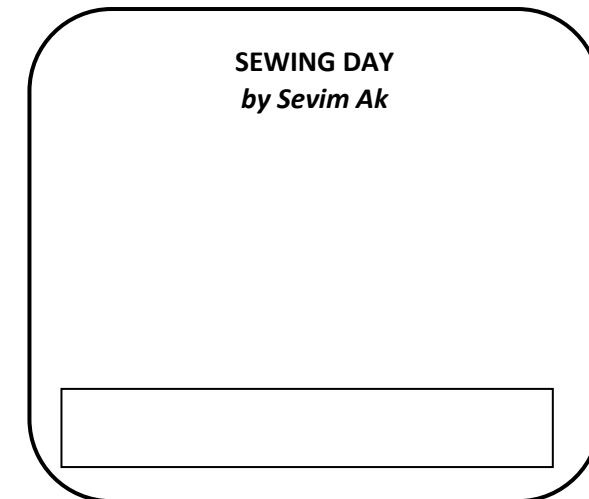
SEWING DAY
by Sevim Ak



SEWING DAY
by Sevim Ak

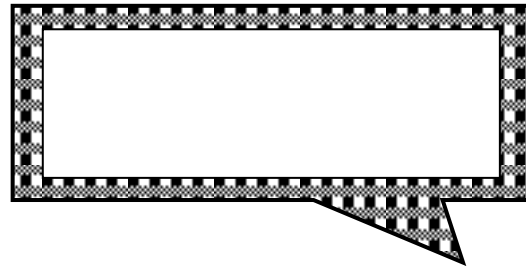


SEWING DAY
by Sevim Ak

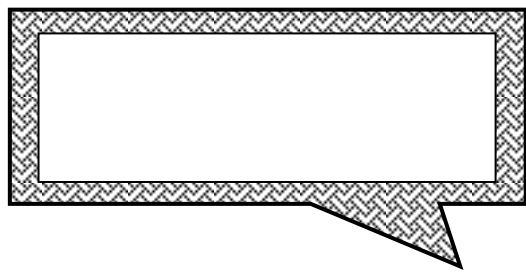


Read the callouts below and write who says them. Then write a reply from the mouth of another character.


*Finally, I found a job
sweetheart!*



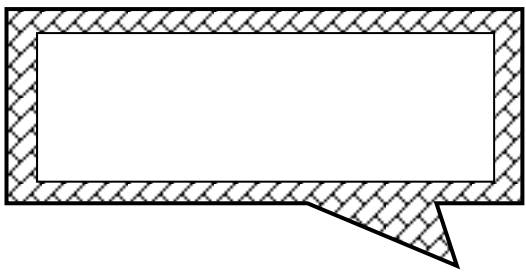
*Ouch!
The needle hurt my arm!*



All I want is this hair style.



*Turn around and raise your
arms please.*



*It's freezing outside.
My hand stuck to the
envelope.*

